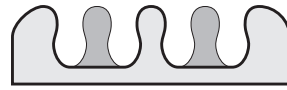


Stay Fold

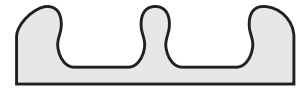
PERFECTED CONFIGURATION PATTERNS

3 Fold
15" Width

Cutout the darker areas using aviation snips or jig saw.

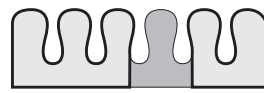


=

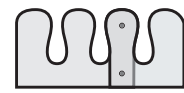


4 Fold
9" Width

Sections are then overlapped, pre-drilled with a 1/8" bit and screwed together with #8 screws.



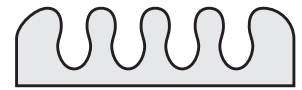
=



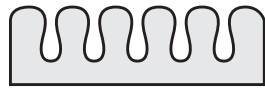
5 Fold
15" Width



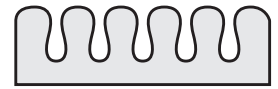
=



6 Fold
14" Width



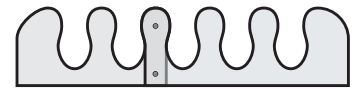
=



6 Fold
18" Width



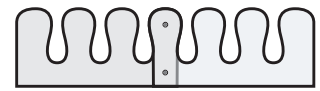
=



7 Fold
17" Width



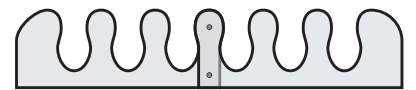
=



7 Fold
20" Width



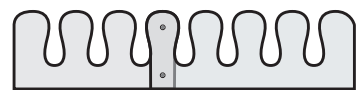
=



8 Fold
18" Width



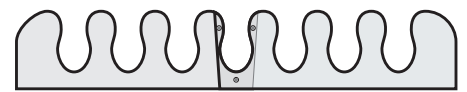
=



8 Fold
23" Width



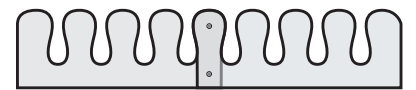
=



9 Fold
21" Width



=



10 Fold
23" Width



=



These are merely a sample of the configurations tested to date. Every situation is different, and this product was designed to be combined and shaped in conjunction with your imagination. If you create a new and unusual pattern tailored to fit your specific needs or special project, please join us at www.stayfold.com and share your experiences and pictures.